


HOW TO FOLD A CAPS & LIDS BOX

The caps and lids box comes in two sizes:

1 **750mm** high box for **plastic** caps recovery

2 **500mm** high box for **metal** caps recovery



The box is supplied as a flat pack unit.

The top of the box has the rectangular cut out shown in the image above. The bottom has no rectangular cut outs.

It's easiest to start constructing at the bottom of the box.



Open the flat box with the rectangular cut out as shown above



Fold the two straight edge flaps into the box opening.



Fold the straight edge flap (the one opposite the tabbed flap) into the box. Depress enough so the perforations crease as shown.



5



Fold the remaining flap (with the tab) and push down until the tab pops the locking tab out and inserts into the created slot.

6



Turn the box 180 degrees to the correct upright position. You may need to push the bottom (from the inside) to flatten base in this position.

7




Break the crease line on the tab with two corners cut at 45 degree. (Note the rectangular insert may still remain, and will need to be removed)

Fold this inward and into the box.

8




Tuck creased tab into the box as shown.



9
Fold down the tab opposite, again removing the rectangular cut away if still in place.



10
Fold in the flap opposite to the one with the tab
The small locking tab may remain attached and will need to be lifted as shown in the image above.



11
Push out rectangular sections to open the box to receive caps.



12
On remaining unclosed flap push open from this side. It will remain attached on one side as this is designed to be pushed back in place when full to stop material falling out when couriered.
Fold this inward and into the box.

13



Fold down the last flap, break the crease on the tab and fold into the slot.

Punch out any remaining rectangular cut aways.

Sticker placement

14



Metal sticker (silver) is for the 500mm high box



Plastic sticker (orange) is for the 750mm high box

This is important as the boxes have been designed to ensure we maximise weight at 15kg a box for safety reasons.

15



Place the correct sticker onto the box.

Place the top of the sticker approximately 1cm down from the top of box and centre as best possible.

